


THE
COLLECTION
2024

FRANDSEN
DENMARK EST. 1968









HOW WE SHAPE LIGHT
11

2024 NOVELTIES
12

PRODUCT OVERVIEW
27

THE STORY ABOUT
62-73


INTRODUCING
NOVA ^{BY} ESSEN BALA SKOUBOE

INTRODUCING
PEEL ^{BY} SISSEL GRAM WARRINGA

INTRODUCING
GRASP ^{BY} THOMAS ALBERTSEN

INTRODUCING
SUPERNATE ^{BY} JONAS WAGELL

INTRODUCING
SORA ^{BY} FUNG+BEDFORD



HOW WE SHAPE LIGHT

DESIGN MEETS CRAFT. FUNCTION MEETS FORM. WE SHAPE, DEFINE, AND REINVENT LIGHT TO RECONCILE OUR RELATIONSHIP WITH THE WORLD AND ENHANCE THE QUALITY OF LIFE.

OUR PROCESS REQUIRES THAT WE COMBINE OUR COLLECTIVE SENSORY EXPERIENCE WITH A CURIOSITY FOR SOMEONE ELSE'S, TO ENVISION TIMELESS OBJECT THAT ENGAGE OUR SENSES HOLISTICALLY.

AN ODE TO OUR SCANDINAVIAN TRADITION & HERITAGE.



NOVA

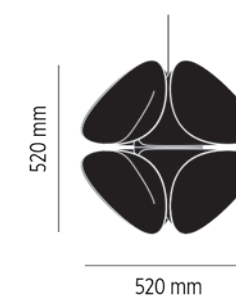
Made using opal PMMA material from Danish production.

Esben Bala Skouboe's sculptural design applies the principles of the golden ratio to create a distinctive form with a harmonic aura.

The ensuing ensemble of shapes paint a series of seemingly evolving gradients of light, which radiate a unique glow from the centrally positioned light source.

BY **ESBEN BALA
SKOUBOE**

Product style	Pendant luminaire
Materials	Opal PMMA
Color variations	Opal White
Light source	E27 230V Max 15W Light source not included.
Dimensions	Ø520 mm







KIKU

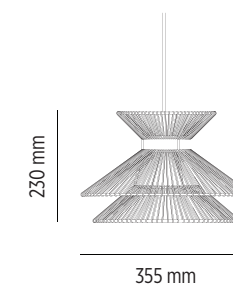
An elegant lamp designed with a focus on clean lines and balance, giving a soft and functional light.

Kiku draws inspiration from Japanese forms and its shape from traditional Japanese samurai hats. However its simple lines are a clear reference to Scandinavian design.

Available in both pendant and table variations, Kiku is produced from stainless steel and with linen strings.

BY NAIJA ILSØE

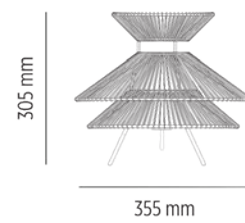
Product style	Pendant luminaire
Materials	Stainless steel, Linen strings
Color variations	White
Light source	E27 230V Max 25W Light source not included.
Dimensions	H: 230mm x W: 355mm




KIKU

BY NAIJA ILSØE

- Product style** Table luminaire
- Materials** Stainless steel, Linen strings
- Color variations** White
- Light source** E27 230V Max 25W
Light source not included.
- Feature** Dimmable
- Dimensions** H: 305mm x W: 355mm







ROTATE

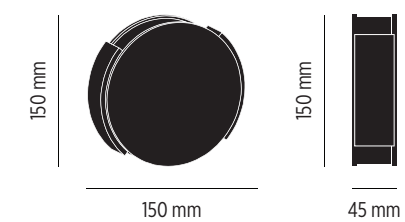
Inspired by the dynamic interplay of light and shadow, this luminaire boasts a simple yet innovative design. Its adjustable light output allows for the creation of ethereal, sculptural effects, inviting playful interaction with the light itself.

Inspired by working with the possibilities of light to create patterns, Albertsen's design emerged from the idea of having rotation points to create contrasting yet complementary lighting effects.

Unlike traditional lamps, Rotate takes full advantage of the wall as a canvas, allowing light to be sculpted into unique shapes. It offers a mood-setting, sculptural experience in hallways and living areas. As Thomas puts it - "There's something incredibly cool about the graphic expression you can create with the circle, the light, and the shadows."

BY THOMAS ALBERTSEN

Product style	Wall luminaire
Materials	Black: Metal Brushed Aluminium: Aluminium
Color variations	Black, Brushed Aluminium
Light source	2 x G9 230V Max 5W Light source not included.
Dimensions	H: 150mm x W: 150mm x D: 45mm



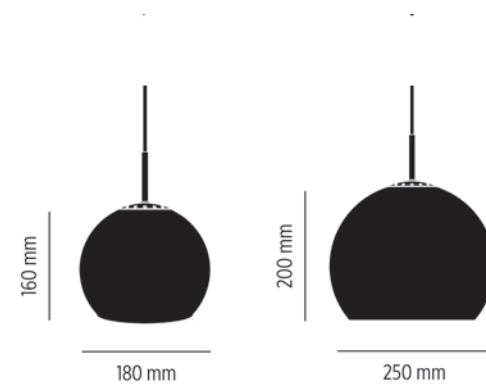
BALL GLASS

The iconic glass Ball luminaire series receives an update to strengthen and support the connection to the original design of Ball. This update includes a new perforated and stunning coloured opal glass finishes. These new shades add a warm yet contemporary aesthetic to Benny Frandsen's iconic 1968 design.

The update is available in all sizes, and the coloured versions in size 18 cm. The Ball Pendant Glass works perfectly as a singular statement piece, or grouped together for a dramatic effect.

BY BENNY FRANDSEN

- Product style** Pendant luminaire
Materials Glass, Metal
Color variations Ø18: Opal White, Opal Rose, Sand Grey, Cappuccino, Amber
Ø25: Opal White
Light source Ø18: E14 230V Max 25W
Ø25: E27 230V Max 25W
Light source not included.
Dimensions H: 160mm x Ø: 180mm
H: 200mm x Ø: 250mm





PRODUCT OVERVIEW

PEEL

Peel is the latest creation by Dutch-Danish designer Sissel Gram Warringa.

Meticulously crafted from a single sheet of stainless steel and skilfully cut into a circular shape with a precise slit, Warringa's innovative design seamlessly melds form and function to create a softer, playful aesthetic not usually associated with metals.

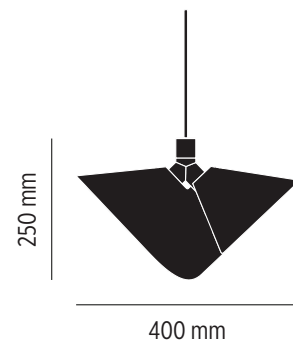
Thanks to Peel's distinctive form, the luminaire's soft, ambient light provides diffused illumination.

The diffuser, which is placed on top of the light source, insures that Peel is glare free, and provides a soft, diffused illumination.

Available in both table, wall and pendant lamp variants, Peel is designed to disperse light in a soft and wide manner.

BY SISSEL GRAM WARRINGA

Product style	Pendant luminaire
Materials	Stainless Steel, Opal Glass Diffuser
Color variations	Brushed Stainless Steel
Light source	2 x G9 230V Max 5W Light source not included.
Dimensions	H: 250mm x W: 400mm



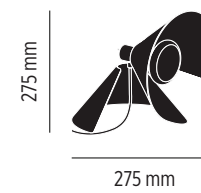


PEEL

BY SISSEL GRAM WARRINGA

Product style Table luminaire
Materials Stainless Steel, Opal Glass Diffuser
Color variations Brushed Stainless Steel
Light source 1 x G9 230V Max 5W
Light source not included.

Dimensions H: 275mm x W: 275mm

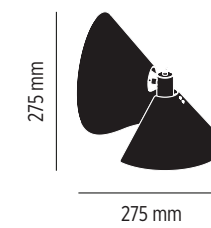


PEEL

BY SISSEL GRAM WARRINGA

Product style Wall luminaire
Materials Stainless Steel, Opal Glass Diffuser
Color variations Brushed Stainless Steel
Light source 1 x G9 230V Max 5W
Light source not included.

Dimensions H: 275mm x W: 275mm



GRASP

In the realm of Danish lighting design, where function reigns supreme, Thomas Albertsen's Grasp emerges as a striking masterpiece. Transforming any setting into a sanctuary of cozy and intimate illumination, this all-weather portable lamp blends Scandinavian innovation with timeless elegance, drawing inspiration from traditional pendant luminaires.


At its core, this enduring luminaire pioneers the revolutionary FRANSEN ONE rechargeable LED light source, an innovation that allows the user to effortlessly remove the light source from the luminaire for recharging - replacing it with a fully charged spare Light Source.

Grasp comes in two sizes and a sophisticated array of matte finishes - from the pristine allure of matte white and matt petroleum to the elegant, rich depths of matt black, matte beetroot and brass.

BY THOMAS ALBERTSEN

Product style	Portable indoor & outdoor luminaire
Materials	Metal, Solid Brass
Color variations	Matt Black, Matt White, Matt Beetroot, Matt Petroleum, Solid Brass
Light source	FRANSEN ONE Light source is included.
Dimensions	Table H47: H: 470mm x W: 300mm Table H72: H: 720mm x W: 325mm Wall Lamp: H: 73mm x W: 170mm Garden Spear: H: 600mm x W: 225mm


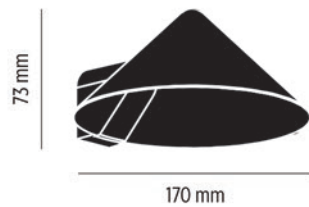




GRASP

BY THOMAS ALBERTSEN

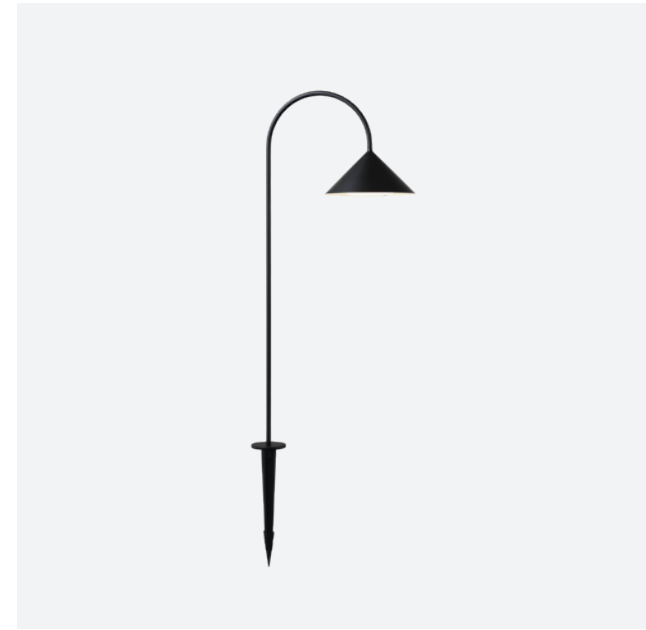
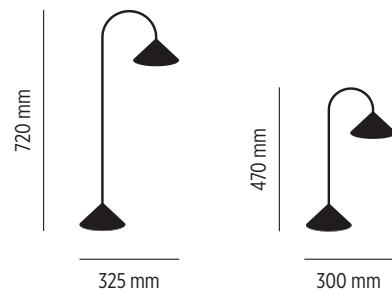
- Product style** Wireless wall luminaire
- Materials** Metal, Solid Brass
- Color variations** Matt Black, Matt White, Matt Beetroot, Matt Petroleum, Solid Brass
- Light source** FRANDSEN ONE
Light source is included.
- Dimensions** H: 73mm x W: 170mm



GRASP

BY THOMAS ALBERTSEN


- Product style** Portable table indoor & outdoor luminaire
- Materials** Metal, Solid Brass
- Color variations** Matt Black, Matt White, Matt Beetroot, Matt Petroleum, Solid Brass
- Light source** FRANDSEN ONE
Light source is included.
- Dimensions** H: 470mm x W: 300mm
H: 720mm x W: 325mm



GRASP

BY THOMAS ALBERTSEN

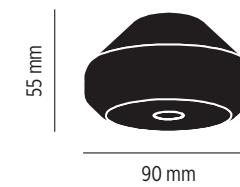
- Product style** Portable garden spear outdoor luminaire
- Materials** Metal, Solid Brass
- Color variations** Matt Black, Solid Brass
- Light source** FRANDSEN ONE
Light source is included.
- Dimensions** H: 600mm x W: 225mm



FRANDSEN ONE

BY FRANDSEN CREATIVE LAB

- Product style** Magnetic light source
- Materials** Plastic
- Color variations** /
- Light source** Charging cable included.
- Feature:** 3-step dimmer
- Dimensions** H: 55mm x W: 90mm




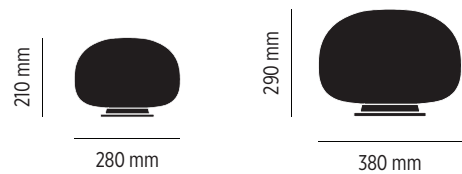


SUPERNATE

BY JONAS WAGELL

Product style Table luminaire
Materials Opal Glass, Metal
Color variations Opal white / Black
Light source E27 230V Max 15 Watt.
 Light Source not included.
Feature: Dimmable

Dimensions H: 210mm x W: 280mm
 H: 290mm x W: 380mm

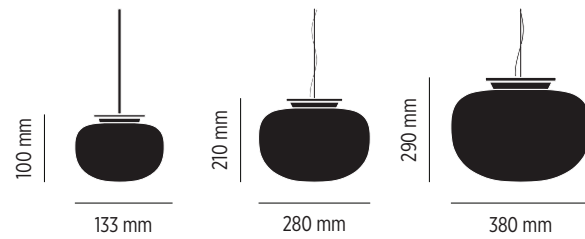


SUPERNATE

BY JONAS WAGELL

Product style Pendant luminaire
Materials Opal glass, Metal
Color variations Opal white / Black
Light source Ø133: G9 230V Max 2.5W
 Ø28/38: E27 230V Max 15W
 Light Source not included.

Dimensions H: 100mm x W: 133mm
 H: 210mm x W: 280mm
 H: 290mm x W: 380mm



SUPERNATE

BY JONAS WAGELL

Product style Ceiling luminaire
Materials Opal Glass, Metal
Color variations Opal white / Black
Light source E27 230V Max 15 Watt.
 Light Source not included.

Dimensions H: 210mm x W: 280mm
 H: 290mm x W: 380mm

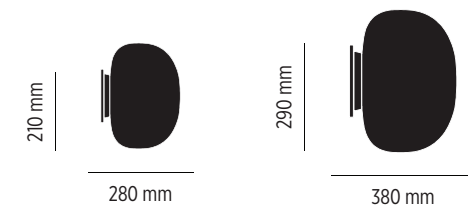


SUPERNATE

BY JONAS WAGELL

Product style Wall luminaire
Materials Opal Glass, Metal
Color variations Opal white / Black
Light source E27 230V Max 15 Watt.
 Light Source not included.
Feature: Dimmable

Dimensions H: 210mm x W: 280mm
 H: 290mm x W: 380mm



SORA

Sora is a floating sculptural statement piece of simply epic proportions.

Handmade using traditional Japanese origami construction techniques, Sora succeeds in exuding a serene, radiant aura.

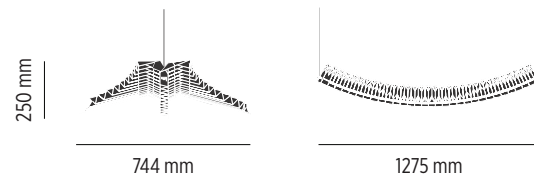
When contrasted with Sora's delicate, paper-like construction, the diffused effect of the linear LED light embedded within the luminaire's construction creates an ethereal glow with an intangible quality.


Designed by visionary design practitioners, Fung + Bedford, a UK-based duo working exclusively with the art of origami folding techniques, Sora is a formal continuation of the duo's creative practice, which succeeds in seamlessly blending architecture and design.

BY FUNG + BEDFORD

Product style Pendant luminaire
Materials Solid Brass, Tyvek
Color variations Solid Brass / White
Light source Integrated LED
Light source is included.

Dimensions H: 250mm x W: 744mm x L: 1275mm



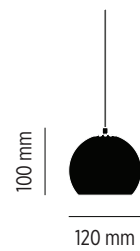


BALL 12

BY BENNY FRANDSEN

Product style Pendant luminaire
Materials Metal, FSC Wood
Color variations Matt Black, Matt White, Oak, Walnut
Light source Metal: E14 230V Max 15W
 Wood: G9 230V Max 5W
 Light source not included.

Dimensions H: 100mm x Ø: 120mm

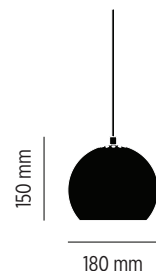


BALL 18

BY BENNY FRANDSEN

Product style Pendant luminaire
Materials Metal, Solid Copper, Solid Brass, Glass
Color variations Blazed Blue, Glossy Mint, Glossy Nude, Glossy Warm Grey, Loud Lilac, Matt Black, Matt White, Peachy Powder, Brushed Satin, Matt Antique Brass, Chrome, Solid Brass, Solid Copper, Amber, Cappuchino, Sand Grey, Opal Rose, Opal White
Light source E27 230V Max 25W
 Light source not included.

Dimensions H: 150mm x Ø: 180mm


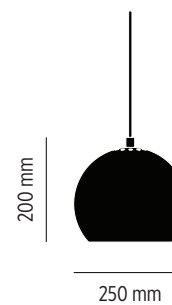


BALL 25

BY BENNY FRANDSEN

Product style Pendant luminaire
Materials Metal, Glass
Color variations Matt Black, Matt White, Opal White
Light source E27 230V Max 25W
 Light source not included.

Dimensions H: 200mm x Ø: 250mm

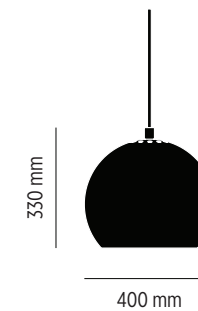


BALL 40

BY BENNY FRANDSEN

Product style Pendant luminaire
Materials Metal
Color variations Matt Black, Matt White
Light source E27 230V Max 25W
 Light source not included.

Dimensions H: 330mm x Ø: 400mm



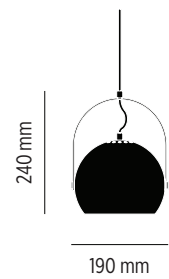


BALL HANDLE

BY BENNY FRANDSEN

Product style Pendant luminaire
Materials Metal
Color variations Matt Black
Light source E27 230V Max 40W
 Light source not included.

Dimensions H: 240mm x W: 190mm


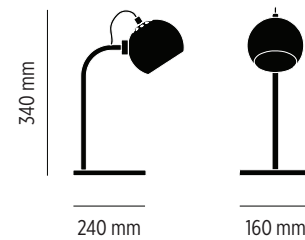


BALL TABLE

BY BENNY FRANDSEN

Product style Table luminaire
Materials Metal
Color variations Matt Black
Light source E14 230V Max 25W
 Light source not included.

Dimensions H: 340mm x W: 160mm x D: 240mm

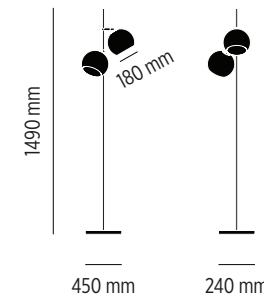


BALL FLOOR

BY BENNY FRANDSEN

Product style Floor luminaire
Materials Metal
Color variations Matt Black
Light source 2 x E27 230V Max 25W
 Light source not included.

Dimensions H: 1490mm x W: 240mm x D: 450mm / Ø: 180mm

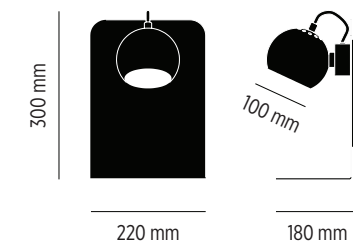



BALL WALL USB

BY BENNY FRANDSEN

Product style Wall luminaire
Materials Metal
Color variations Matt Black, Matt White
Light source E14 230V Max 25W
 Light source not included.

Dimensions H: 300mm x W: 220mm x D: 180mm / Ø: 100mm





BALL WALL

BY BENNY FRANDSEN

Product style Wall luminaire

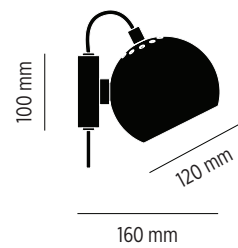
Materials Metal

Color variations Matt Black, Matt White, Glossy Mint, Glossy Nude
Glossy Pale Grey, Glossy Red, Matt Citadel Blue,
Matt Petrol Blue, Matt Antique Brass

Light source E14 230V Max 25W

Light source not included.

Dimensions H: 100mm x D: 160mm / Ø: 120mm



BENJAMIN

BY BENNY FRANDSEN

Product style Pendant luminaire

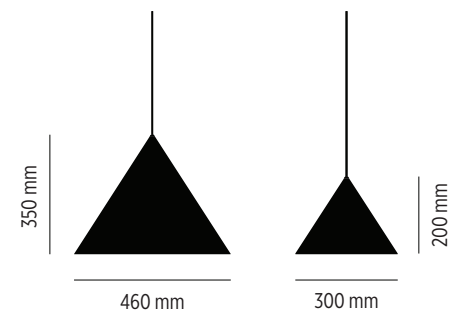
Material Metal


Color variations Matt Black, Matt White, Atomic Blue

Light source E27 230V Max 25W

Dimensions H: 220mm x Ø: 300mm

H: 350mm x Ø: 460mm




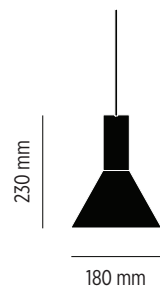


LYSS

BY TONI RIE

Product style Pendant luminaire
Materials Metal
Color variations Matt Black, Matt Almond
Light source E27 230V Max 25W
 Light source not included.

Dimensions H: 230mm x W: 180mm


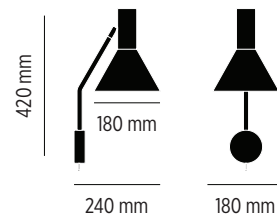


LYSS

BY TONI RIE

Product style Wall luminaire
Materials Metal
Color variations Matt Black, Matt Almond
Light source E27 230V Max 25W
 Light source not included.

Dimensions H: 420mm x W: 180mm x D: 240mm / Ø: 180mm


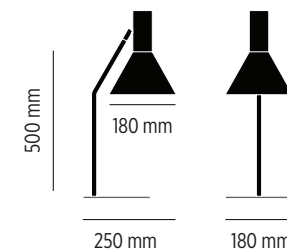


LYSS

BY TONI RIE

Product style Table luminaire
Materials Metal
Color variations Matt Black, Matt Almond
Light source E27 230V Max 25W
 Light source not included.

Dimensions H: 500mm x W: 180mm x D: 250mm / Ø: 180mm

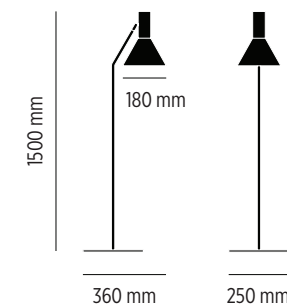



LYSS

BY TONI RIE

Product style Floor luminaire
Materials Metal
Color variations Matt Black, Matt Almond
Light source E27 230V Max 25W
 Light source not included.

Dimensions H: 1500mm x W: 250mm x D: 360mm / Ø: 180mm



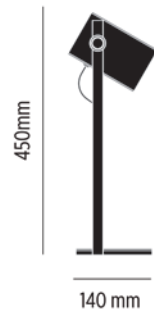


BF QUADRO

BY BENNY FRANSEN

Product style Table luminaire
Materials Metal
Color variations Matt Black
Light source E14 230V Max 15W
Light source not included.

Dimensions H: 450mm x W: 140mm


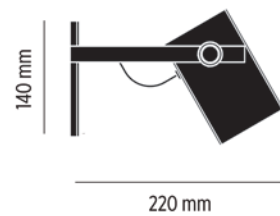


BF QUADRO

BY BENNY FRANSEN

Product style Wall luminaire
Materials Metal
Color variations Matt Black
Light source E14 230V Max 15W
Light source not included.

Dimensions H: 140mm x W: 220mm

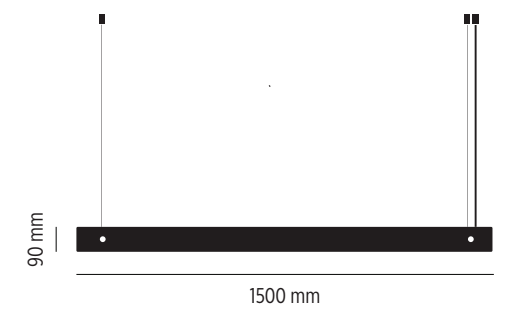





BRIDGE

BY FRANDSEN CREATIVE LAB

Product style	Pendant
Materials	Metal
Color variations	Matt Black
Light source	G13 230V LED Max 18W Light source not included.
Dimensions	H: 90mm x W: 1500mm

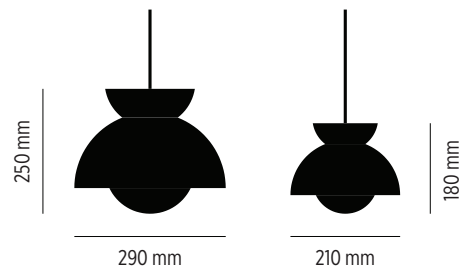




BUTTERFLY

BY TONI RIE


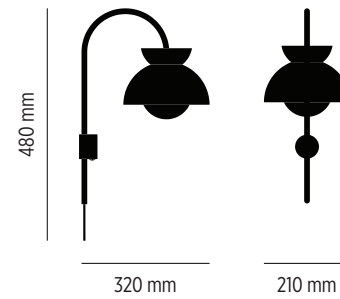
- Product style** Pendant luminaire
- Materials** Metal
- Color variations** Ø21: Matt Green, Matt Pale Green, Matt Red, Matt Tan Grey, Brass, Chrome
Ø29: Matt Tan Grey, Brass, Chrome
- Light source** E14 230V Max 25W
Light source not included.
- Dimensions** H: 180mm x Ø: 210mm
H: 250mm x Ø: 290mm



BUTTERFLY

BY TONI RIE


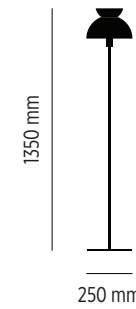
- Product style** Wall luminaire
- Materials** Metal
- Color variations** Matt Tan Grey, Brass, Chrome
- Light source** E14 230V Max 14W
Light source not included.
- Dimensions** H: 480mm x W: 210mm x D: 320mm



BUTTERFLY

BY TONI RIE

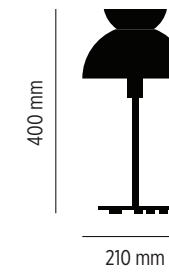
- Product style** Floor luminaire
- Materials** Metal
- Color variations** Matt Tan Grey, Brass, Chrome
- Light source** E14 230V Max 25W
Light source not included.
- Dimensions** H: 1350mm x W: 250mm



BUTTERFLY

BY TONI RIE

- Product style** Table luminaire
- Materials** Metal
- Color variations** Matt Tan Grey, Brass, Chrome
- Light source** E14 230V Max 25W
Light source not included.
- Dimensions** H: 400mm x W: 210mm



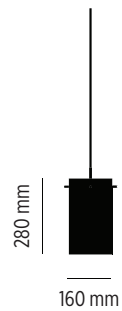


FM 1954

BY FRIIS & MOLTKE

Product style Pendant luminaire
Materials Metal, Wood Veneer
Color variations Matt Black, Matt Grey, Matt White, Oak, Walnut
Light source E27 230V Max 25W
 Light source not included.

Dimensions H: 280mm x Ø: 160mm

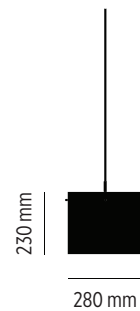


FM 1954

BY FRIIS & MOLTKE

Product style Pendant luminaire
Materials Metal, Wood Veneer
Color variations Matt Black, Matt Grey, Matt White, Oak, Walnut
Light source E27 230V Max 25W
 Light source not included.

Dimensions H: 230mm x Ø: 280mm

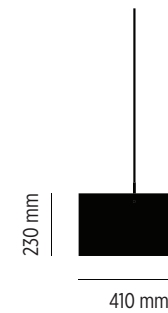


FM 1954

BY FRIIS & MOLTKE

Product style Pendant luminaire
Materials Metal, Wood Veneer
Color variations Matt Black, Matt Grey, Matt White, Oak, Walnut
Light source E27 230V Max 25W
 Light source not included.

Dimensions H: 230mm x Ø: 410mm



FM 1954

BY FRIIS & MOLTKE

Product style Floor luminaire
Materials Metal
Color variations Matt Black, Matt Grey, Matt White
Light source E27 230V Max 25W
 Light source not included.

Dimensions H: 1415mm x W: 280mm

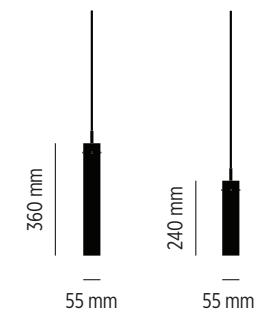





FM 2014

BY FRIIS & MOLTKE

- Product style** Pendant luminaire
- Materials** Solid Brass, Stainless Steel
- Color variations** Matt Black, Matt Grey, Matt White, Solid Brass Glossy, Solid Brass Polished, Stainless Steel Glossy, Stainless Steel Polished
- Light source** GU10 230V Max 10W
- Dimensions** H: 240mm x Ø: 55mm
H: 360mm x Ø: 55mm






SATELLITE

BY FRIIS & MOLTKE

Product style Pendant luminaire
Materials Metal
Light source Integrated 8W LED
 Light source is included.
Dimensions Ø: 70mm



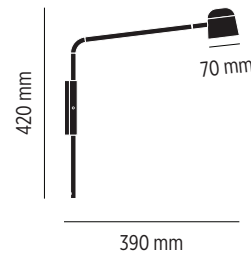
70 mm



SATELLITE

BY FRIIS & MOLTKE

Product style Wall luminaire
Materials Metal
Color variations Matt Black
Light source Integrated 6W LED
 Light source is included.
Feature Stepless dimmer on shade.
Dimensions H: 420mm x W: 390mm / Ø: 70mm



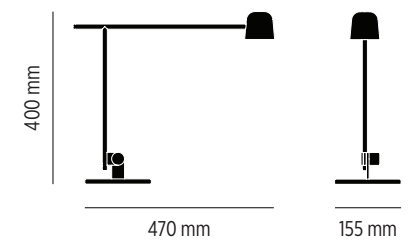
390 mm



SATELLITE


BY FRIIS & MOLTKE

Product style Table luminaire
Materials Metal
Color variations Matt Black
Light source Integrated 6W LED
 Light source is included.
Feature Stepless dimmer on shade.
Dimensions H: 400mm x W: 470mm x D: 155mm / Ø: 70mm



470 mm

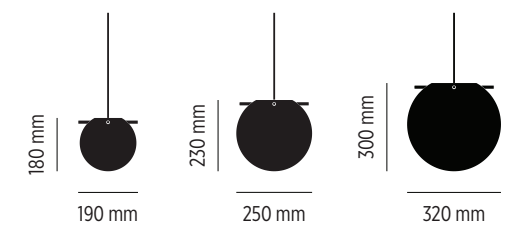
155 mm



KOI

BY JONAS BIRKEBAEK POULSEN

- Product style** Pendant luminaire
- Materials** Opal White: Opal glass, Plastic
Opal Rose: Opal glass, Solid Brass
- Color variations** Opal Rose / Brass Sticks, Opal White / Black Sticks
- Light source** Ø19: E14 230V Max 15W
Ø25/Ø32: E27 230V Max 25W
Light source not included.
- Dimensions** H: 180mm x Ø: 190mm
H: 230mm x Ø: 250mm
H: 300mm x Ø: 320mm





INTRODUCING
THE STORY ABOUT

NOVA

BY **ESBEN BALA
SKOUBOE**

CRAFTED BY THE VISIONARY DANISH DESIGNER ESBEN BALA SKOUBOE, NOVA IS THE TRUE EMBODIMENT OF ITS NAME - A NEW STAR IN THE WORLD OF DECORATIVE LIGHTING.

AT THE HEART OF NOVA'S DESIGN LIES A PROFOUND EXPLORATION OF THE MATHEMATICAL FORMULA, PHI. DRAWING INSPIRATION FROM THE RECURRENT PATTERNS FOUND IN NATURE, NOVA'S FORM IS GUIDED BY THE PRINCIPLES OF THE GOLDEN RATIO OBSERVED IN GALAXIES, FLOWERS, AND SEASHELLS.

THE RESULT IS A UNIQUE CONSTRUCTION CONSISTING OF EIGHT SPIRALING CONES, WHICH PROVIDE A GLOWING ENSEMBLE OF FORMS WHICH APPEAR AS A STRONG HARMONIC AND POETIC STATEMENT EVEN WHEN THE LIGHT IS SWITCHED OFF.

THANKS TO THE LUMINAIRE'S SEMI-TRANSLUCENT OPAL PMMA MATERIAL, THE EVOLVING GRADIENTS OF LIGHT AND SHADOW WITHIN NOVA'S CORE SUCCEED IN PRODUCING A HARMONIC, ETHEREAL GLOW - MAKING FOR A TRULY UNPRECEDENTED SCULPTURAL EXPERIENCE.

"Light means a lot to me, both daylight and study of reflections and snowflakes and different materials. You can have a cold light and you can have a warm light, and it's a world's difference in a space.

Nova is a highly complicated lamp when you look at it, but when you go on a distance, it's also a really simple figure.

The golden ratio and phi is a mathematical number, and it has been known from ancient time and has been related to the the harmonics of a shape of a building. And for a long time we have worked around that, and it has not been within the scope of designers that much.

Working with this harmonics and mathematics also together with the computer kind of mastered these complexities on a level the human brain is not able to do. It opens up new ways of aesthetics and new ways of of talking a language with shape that resonates with nature."





PEEL

BY SISSEL GRAM
WARRINGA

IS IT POSSIBLE TO MAKE METAL APPEAR SOFT?

THAT'S THE QUESTION DUTCH-DANISH DESIGNER SISSEL GRAM WARRINGA EXPLORED IN THE CREATION OF PEEL - A STAINLESS STEEL SERIES OF LUMINAIRES CHALLENGING PERCEPTIONS WITH ITS SURPRISINGLY SOFT AND PLAYFUL LIGHTING EFFECT.

THANKS TO PEEL'S DISTINCTIVE CIRCULAR BODY, WHICH IS CRAFTED FROM ONE SINGLE PIECE OF STAINLESS STEEL, THE LUMINAIRE OFFERS A MORE ROUNDED AESTHETIC NOT TYPICALLY ASSOCIATED WITH METALS.

THE INTEGRATED OPAL GLASS LIGHT SOURCE ENSURES A GLARE-FREE EXPERIENCE, DELIVERING A SOFT, DIFFUSED COMBINATION OF DIRECT AND INDIRECT ILLUMINATION.

WARRINGA'S DESIGN PHILOSOPHY NOT ONLY EMPHASISES AESTHETICS BUT ALSO SUSTAINABILITY. THE OPAL LIGHT SOURCE IS CRAFTED FROM A SPECIALLY DESIGNED GLASS SHADE THAT SCREWS ONTO A G9 LIGHT SOURCE, MINIMISING WASTE AND CONTRIBUTING TO A MORE SUSTAINABLE DESIGN.

"The design process for Peel started with fiddling around with paper. Different shapes - circles and squares, but also strips or lines of paper - twisted in every direction imaginable. There is something very specific and super simple about having a basic shape such as a circle move in two different directions.

After many attempts, the form of number eight gave life to Peel.

During the design process, I was in constant dialogue with FRANDSEN about the light, as my vision was to have a regular Light Source for the lamp. Together we came to the solution of a diffuser, which conceals the actual light source and preserves the design aesthetic of the lamp.

There is something beautiful about having an object in your home that is sculptural as well as highly functional. It's the combination of the two that make Peel a meaningful piece of light design."

GRASP

IN THE REALM OF DANISH LIGHTING DESIGN, WHERE FUNCTION REIGNS SUPREME, THOMAS ALBERTSEN'S GRASP EMERGES AS A STRIKING MASTERPIECE. TRANSFORMING ANY SETTING INTO A SANCTUARY OF COZY AND INTIMATE ILLUMINATION, THIS ALL-WEATHER PORTABLE LAMP BLENDS SCANDINAVIAN INNOVATION WITH TIMELESS ELEGANCE, DRAWING INSPIRATION FROM TRADITIONAL PENDANT LUMINAIRES.

AT ITS CORE, THIS ENDURING LUMINAIRE PIONEERS THE REVOLUTIONARY FRANDSEN ONE RECHARGEABLE LED LIGHT SOURCE, AN INNOVATION THAT ALLOWS THE USER TO EFFORTLESSLY REMOVE THE LIGHT SOURCE FROM THE LUMINAIRE FOR RECHARGING - REPLACING IT WITH A FULLY CHARGED SPARE LIGHT SOURCE.

GRASP COMES IN TWO SIZES AND A SOPHISTICATED ARRAY OF MATT FINISHES - FROM THE PRISTINE ALLURE OF MATT WHITE AND MATT PETROLEUM TO THE ELEGANT, RICH DEPTHS OF MATT BLACK, MATT BEETROOT AND SOLID BRASS.

BY THOMAS ALBERTSEN

"Grasp was designed for a TV program called The Next Classic of Denmark.

The task was to create a cordless, portable lamp, which created an atmospheric glare free light. A lamp that would create a useful space in the dark, and provided enough light so you could see your friends and whatever you had on the table.

When I made the first version of Grasp, I wanted the stem, as I call it, to be as thin as possible. But if it was as thin as I made it, only eight millimeters, it wouldn't be possible to have a wire going through the lamp.

That was the catalyst to come up with the idea of the portable light source.

What if you only have the light source that you can take out and charge it? One that wouldn't take up much space and you could do it everywhere.

This removable light source quickly became one of the main functional features behind Grasp."





SUPERNATE

BY JONAS
WAGELL

FOLLOWING THE BRIEF TO CREATE A MODERN INTERPRETATION OF THE CLASSIC OPAL LUMINAIRE FOR THE HOME ENVIRONMENT, THE SUPERNATE COLLECTION OOZES CHARACTER WITH ITS SIMPLE, FRIENDLY VOLUMES AND UNOBTRUSIVE FORM.

THE SUPERNATE CONCEPT IS BASED ON AN OPAL WHITE GLOBE OF BLOWN GLASS WHICH IS FITTED TO A BASE OF CAST ALUMINUM. THE BASE INCORPORATES A FIXTURE FOR WIRE SUSPENSION AND ATTACHMENT FOR A ROUND, RUBBER LAMP CORD.

WITH ITS CLEVER AND QUIRKY CONSTRUCTION, SUPERNATE ENSURES BEAUTIFUL ILLUMINATION IN BOTH WALL AND CEILING LUMINAIRES, PENDANT AS WELL AS TABLE LIGHT VARIATIONS, PROVIDING AN IDEAL SOLUTION FOR A WIDE VARIETY OF SPACES AND SETTINGS.

"I think as Scandinavians, you have a certain relationship to light and the lack of light obviously in the winter months.

But I think it's important, and more important here than in the south of Europe, for instance, to use light as decoration to create ambience and create moods and set moods.

So I always try to use a lot of different light sources, which is also reflected in this collection.

The initial thoughts I had about the Supernate was a request for a specific type of light, which is this opal white globes.

So usually I start sketching till I find something that I feel that is interesting and then I move to the computer and try to replicate that shape, which is usually quite difficult actually."

SORA

CONTINUING THE HISTORIC WORK OF ORIGAMI MASTERS SUCH AS YOSHIZAWA AND DESIGNERS SUCH AS NOGUCHI; THE UK-BASED DUO HAVE DEVELOPED THEIR OWN TAKE ON THE REVERED JAPANESE ART FORM, USING THE MATERIAL TYVEK TO CREATE SCULPTURES WHICH STRADDLE THE DISCIPLINES OF ARCHITECTURE AND DESIGN.

A SCULPTURAL STATEMENT PIECE WHICH APPEARS TO LEVITATE IN ITS SURROUNDINGS, SORA EXUDES A SERENE, RADIANT AURA WHILST TRANSCENDING THE BOUNDARIES OF TRADITIONAL LIGHTING DESIGN. THANKS TO ITS UNIQUE, FLOATING FORM, SORA APPEARS TO DEFY THE LAWS OF NATURE - ITS WINGED STRUCTURE PROVIDING A STANDALONE FOCAL POINT FOR ANY SPACE.

WHEN CONTRASTED WITH SORA'S DELICATE, PAPER-LIKE CONSTRUCTION, THE DIFFUSED EFFECT OF THE EMBEDDED LINEAR LED LIGHT SOURCE CREATES AN ETHEREAL GLOW WITH AN INTANGIBLE QUALITY, REFLECTIVE OF THE DELICATE ARTISTRY OF JAPANESE ORIGAMI.

BY FUNG + BEDFORD

*"We work by taking ordinary bits of a paper
and then just playing with what we can do with it.
And once we've got a shape that we kind of like,
like with Sora, you start to change it and add things
to it so that the angle changes.
And then you maybe add an extra fold here to give it
a bit more interest.*

*What we like to do particularly with Sora, is to
conceal the source of the light.
So the whole thing just glows.
It gives you a lovely indirect downlight in.
We wanted to create something new and we've done
that by integrating the light and the structure and
the origami into one cohesive whole.*

*Where there isn't a light bulb, there's just the object.
We also like the idea that people questions whether
is it art? Is it a light? We feel there shouldn't be a
boundary, really.
It could be both sit quite happily and same as how
we feel about what we do.*

*It doesn't have to be in a gallery.
It could be in a home and anywhere in between."*





